

Activated Jurisdictions



As part of the Secure Communities strategy, ICE is leveraging a federal biometric information sharing capability to quickly and accurately identify aliens in law enforcement custody. Since this capability was first activated in 2008, biometric information sharing has helped ICE identify and remove more than 86,000 convicted criminal aliens from the United States.

Nationwide Cumulative Numbers

Activated Jurisdictions

1,508 of 3,181

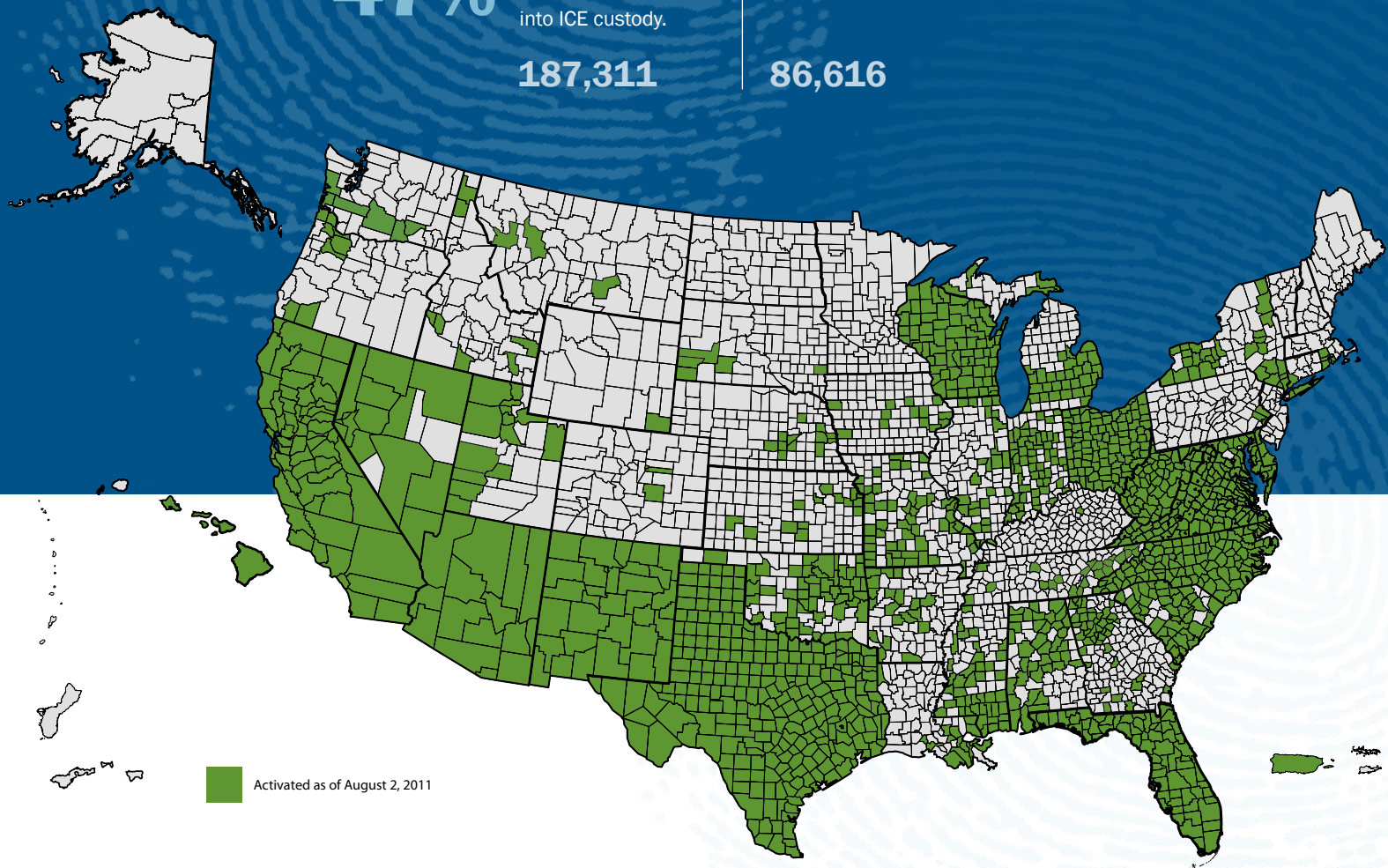
47%

Convicted criminal
aliens administratively
arrested or booked
into ICE custody.

187,311

Convicted criminal
aliens removed from
the United States.

86,616

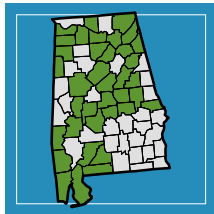


ICE

Secure
Communities

As of **August 2, 2011**, the biometric information sharing capability is activated in **1,508** jurisdictions in **44** states and territories. By 2013, ICE plans to use this capability nationwide. The enforcement statistics are current as of June 30, 2011.

ALABAMA



37 of 67
55%

The statewide cumulative number of convicted criminal aliens administratively arrested or booked into ICE custody.

9

The statewide cumulative number of convicted criminal aliens removed from the U.S.

0

April 26, 2011

Autauga
Baldwin
Blount
Chilton
Elmore
Escambia
Etowah
Jefferson
Lee
Limestone
Marshall

April 26, 2011

Mobile
Morgan
Tallapoosa
Tuscaloosa

May 24, 2011

Calhoun
Cherokee
Clay
Colbert
Coosa

May 24, 2011

Cullman
Franklin
Jackson
Shelby
Talladega

June 14, 2011

Lamar
Lawrence
Marengo
Marion

June 14, 2011

Monroe

June 21, 2011

DeKalb

July 12, 2011

Choctaw
Conecuh
Dallas
Hale
Perry
Washington

ALASKA



0 of 27
0%

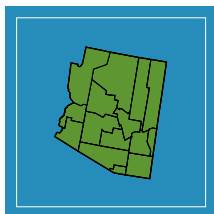
The statewide cumulative number of convicted criminal aliens administratively arrested or booked into ICE custody.

0

The statewide cumulative number of convicted criminal aliens removed from the U.S.

0

ARIZONA



15 of 15
100%

The statewide cumulative number of convicted criminal aliens administratively arrested or booked into ICE custody.

32,237

The statewide cumulative number of convicted criminal aliens removed from the U.S.

11,883

December 23, 2008

Pinal

January 16, 2009

Maricopa
Yavapai
Yuma

November 17, 2009

Cochise
Pima
Santa Cruz

July 20, 2010

Mohave

July 27, 2010

Apache

August 3, 2010

Navajo

August 10, 2010

Coconino

October 26, 2010

Gila

Graham

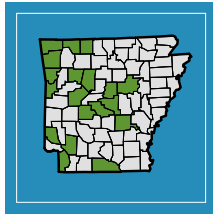
Greenlee

La Paz



ICE | Secure Communities

ARKANSAS



19 of 75
25%

The statewide cumulative number of convicted criminal aliens administratively arrested or booked into ICE custody.

167

The statewide cumulative number of convicted criminal aliens removed from the U.S.

62

August 17, 2010

Pulaski

August 24, 2010

Benton

Washington

December 7, 2010

Crawford

Garland

Jefferson

Saline

Sebastian

Union

White

December 14, 2010

Miller

July 12, 2011

Boone

Carroll

Faulkner

July 12, 2011

Hempstead

Johnson

Pope

Sevier

Yell

CALIFORNIA



58 of 58
100%

The statewide cumulative number of convicted criminal aliens administratively arrested or booked into ICE custody.

69,331

The statewide cumulative number of convicted criminal aliens removed from the U.S.

31,853

May 26, 2009

San Diego

July 22, 2009

Ventura

August 27, 2009

Los Angeles

September 9, 2009

Imperial

January 5, 2010

Santa Barbara

San Luis Obispo

January 12, 2010

Sacramento

Solano

February 16, 2010

San Joaquin

Stanislaus

March 2, 2010

Sonoma

March 16, 2010

Orange

March 23, 2010

Fresno

April 6, 2010

Contra Costa

Monterey

April 13, 2010

San Bernardino

April 20, 2010

Alameda

May 4, 2010

Santa Clara

May 11, 2010

Riverside

May 25, 2010

San Mateo

June 8, 2010

San Francisco

July 27, 2010

Butte

El Dorado

Placer

Shasta

Tulare

Yolo

Yuba

August 10, 2010

Humboldt

Lake

Marin

Mendocino

Merced

Napa

Santa Cruz

September 14, 2010

Kern

Kings

Madera

December 14, 2010

Mariposa

Mono

Tuolumne

January 25, 2011

Colusa

Nevada

Plumas

Sutter

Tehama

February 1, 2011

Amador

Calaveras

Glenn

Inyo

Modoc

San Benito

February 23, 2011

Alpine

Del Norte

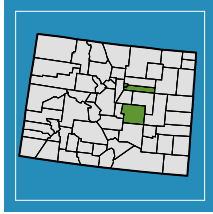
Lassen



ICE

Secure Communities

COLORADO



3 of 64
5%

The statewide cumulative number of convicted criminal aliens administratively arrested or booked into ICE custody.

233

The statewide cumulative number of convicted criminal aliens removed from the U.S.

63

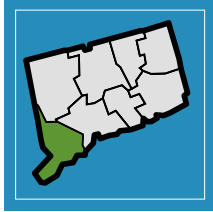
February 15, 2011

Arapahoe

Denver

El Paso

CONNECTICUT



1 of 8
12%

The statewide cumulative number of convicted criminal aliens administratively arrested or booked into ICE custody.

155

The statewide cumulative number of convicted criminal aliens removed from the U.S.

60

June 29, 2010

Fairfield

DELAWARE



3 of 3
100%

The statewide cumulative number of convicted criminal aliens administratively arrested or booked into ICE custody.

96

The statewide cumulative number of convicted criminal aliens removed from the U.S.

49

April 20, 2010

Kent

New Castle


Sussex



ICE

Secure Communities

DISTRICT OF COLUMBIA



0 of 1
0%

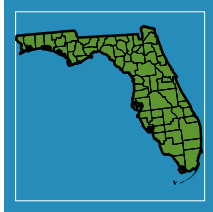
The statewide cumulative number of convicted criminal aliens administratively arrested or booked into ICE custody.

0

The statewide cumulative number of convicted criminal aliens removed from the U.S.

0

FLORIDA



67 of 67
100%

The statewide cumulative number of convicted criminal aliens administratively arrested or booked into ICE custody.

17,348

The statewide cumulative number of convicted criminal aliens removed from the U.S.

4,166

January 22, 2009
Duval

January 28, 2009
Marion

February 10, 2009
Clay
St. Johns

February 18, 2009
Charlotte
St. Lucie

February 24, 2009
Collier
Hillsborough
Miami-Dade

August 25, 2009
Broward

October 6, 2009
Manatee

October 12, 2009
Brevard

November 10, 2009
Pinellas

November 24, 2009
Monroe

December 8, 2009
Highlands
Lake

April 6, 2010
Orange
Palm Beach
Sarasota

April 13, 2010
Escambia
Leon
Osceola
Polk
Volusia

June 22, 2010
Alachua
Baker
Bay

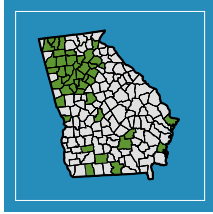
June 22, 2010
Bradford
Calhoun
Citrus
Columbia
DeSoto
Dixie
Flagler
Franklin
Gadsden
Gilchrist
Glades
Gulf
Hamilton
Hardee

June 22, 2010
Hendry
Hernando
Holmes
Indian River
Jackson
Jefferson
Lafayette
Lee
Levy
Liberty
Madison
Martin
Nassau
Okaloosa

June 22, 2010
Okeechobee
Pasco
Putnam
Santa Rosa
Seminole
Sumter
Suwannee
Taylor
Union
Wakulla
Walton
Washington



ICE | Secure Communities



43 of 159
27%

The statewide cumulative number of convicted criminal aliens administratively arrested or booked into ICE custody.

3,425

The statewide cumulative number of convicted criminal aliens removed from the U.S.

1,914

November 17, 2009

Clayton
DeKalb
Gwinnett

September 8, 2010

Cobb
Fulton
Muscogee

October 13, 2010

Hall
Whitfield

November 16, 2010

Cherokee

December 14, 2010

Forsyth

January 19, 2011

Henry
Rockdale
Spalding

February 15, 2011

Barrow
Newton
Walton

March 15, 2011

Chatham
Coweta
Fayette
Glynn
Troup

March 22, 2011

Houston

April 5, 2011

Colquitt
Lowndes

April 12, 2011

Carroll
Douglas
Paulding

May 17, 2011

Bartow
Floyd
Polk

June 14, 2011

Clarke
Habersham
Jackson
Pickens

June 21, 2011

Coffee
Dougherty
Grady
Jeff Davis

July 12, 2011

Monroe

July 19, 2011


Catoosa
Gordon
Murray

July 19, 2011

Walker



HAWAII



3 of 4
75%

The statewide cumulative number of convicted criminal aliens administratively arrested or booked into ICE custody.

71

The statewide cumulative number of convicted criminal aliens removed from the U.S.

11

April 13, 2010

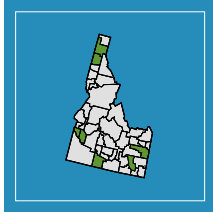
Oahu/Kalawao

September 14, 2010

Hawaii

Maui

IDAHO



7 of 44
16%

The statewide cumulative number of convicted criminal aliens administratively arrested or booked into ICE custody.

304

The statewide cumulative number of convicted criminal aliens removed from the U.S.

129

June 3, 2010

Ada

Canyon

April 5, 2011

Kootenai

May 3, 2011

Bannock

Bonner

Bonneville

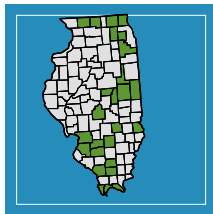
Twin Falls



ICE

Secure
Communities

ILLINOIS



26 of 102
25%

The statewide cumulative number of convicted criminal aliens administratively arrested or booked into ICE custody.

1,487

The statewide cumulative number of convicted criminal aliens removed from the U.S.

658

November 24, 2009

DuPage
Kane

April 13, 2010

Lake
Madison
McHenry
St. Clair
Will
Winnebago

September 14, 2010

Alexander
Clinton
Franklin
Jackson
Massac
Pulaski
Washington

October 5, 2010

Champaign
Christian
Effingham
Marion
Vermilion
Williamson

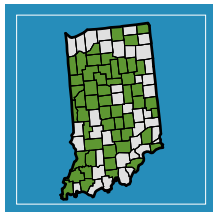
October 26, 2010

Stephenson

November 9, 2010

Crawford
De Witt
Ford
Piatt

INDIANA



53 of 92
58%

The statewide cumulative number of convicted criminal aliens administratively arrested or booked into ICE custody.

11

The statewide cumulative number of convicted criminal aliens removed from the U.S.

2

April 5, 2011

Cass
Clark
Fulton
Jasper
Miami
Newton
Pulaski
Starke
Wabash

April 26, 2011

Benton
Boone
Carroll
Clinton
Fountain
Steuben
Warren

April 26, 2011

Warrick
White

May 10, 2011

Elkhart
Grant
Howard
Madison
Marion
Montgomery
Noble
Tippecanoe

May 31, 2011

Hendricks
Henry
Huntington
Parke

June 1, 2011

Shelby
Vermillion
Wayne
Wells

June 7, 2011

Bartholomew
Brown
Clay
Crawford
Daviess
Delaware
Gibson
Greene
Johnson

June 14, 2011

Knox
Lawrence

June 14, 2011

Morgan
Orange
Pike
Posey
Ripley
Switzerland
Union

July 26, 2011

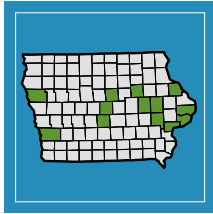
Jackson



ICE

Secure Communities

IOWA



13 of 99
13%

The statewide cumulative number of convicted criminal aliens administratively arrested or booked into ICE custody.

91

The statewide cumulative number of convicted criminal aliens removed from the U.S.

31

August 31, 2010

Polk

December 7, 2010

Pottawattamie

January 25, 2011

Hardin

March 8, 2011

Benton

Black Hawk

Johnson

Linn

Woodbury

April 5, 2011

Clinton

Dubuque

April 5, 2011

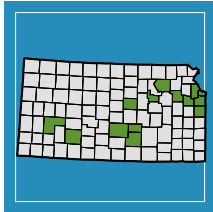
Muscatine

Scott

May 10, 2011

Story

KANSAS



14 of 105
13%

The statewide cumulative number of convicted criminal aliens administratively arrested or booked into ICE custody.

82

The statewide cumulative number of convicted criminal aliens removed from the U.S.

25

December 21, 2010

Sedgwick

January 11, 2011

Saline

March 15, 2011

Douglas

Johnson

Leavenworth

Miami

Shawnee

Wyandotte

March 22, 2011

Finney

April 5, 2011

Ford

June 28, 2011

Harvey

Reno

July 19, 2011

Geary

July 19, 2011

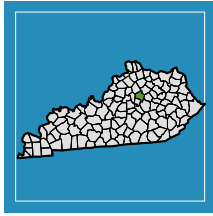
Pottawatomie



ICE

Secure Communities

KENTUCKY



1 of 120
1%

The statewide cumulative number of convicted criminal aliens administratively arrested or booked into ICE custody.

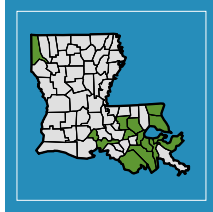
105

The statewide cumulative number of convicted criminal aliens removed from the U.S.

41

October 5, 2010
Fayette

LOUISIANA



15 of 64
23%

The statewide cumulative number of convicted criminal aliens administratively arrested or booked into ICE custody.

438

The statewide cumulative number of convicted criminal aliens removed from the U.S.

219

November 17, 2009
Jefferson

May 11, 2010
Orleans

June 2, 2010
East Baton Rouge

August 3, 2010
Lafourche
Terrebonne

November 23, 2010
Caddo
St. Tammany

December 14, 2010
Washington

July 12, 2011
Ascension
Iberia
Lafayette
Livingston

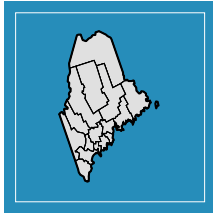
July 12, 2011
St. Bernard
St. Charles
St. John the Baptist



ICE

Secure Communities

MAINE



0 of 16
0%

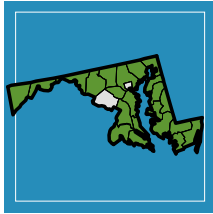
The statewide cumulative number of convicted criminal aliens administratively arrested or booked into ICE custody.

0

The statewide cumulative number of convicted criminal aliens removed from the U.S.

0

MARYLAND



22 of 24
92%

The statewide cumulative number of convicted criminal aliens administratively arrested or booked into ICE custody.

390

The statewide cumulative number of convicted criminal aliens removed from the U.S.

141

December 22, 2009
Prince George's

April 6, 2010
Frederick
Queen Anne's
St. Mary's

December 14, 2010
Baltimore County

December 21, 2010
Carroll

December 28, 2010
Anne Arundel

February 1, 2011
Dorchester
Talbot

February 8, 2011
Caroline

February 15, 2011
Kent
Somerset

February 15, 2011
Worcester

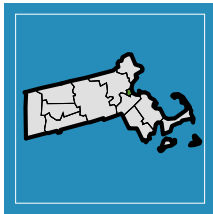
March 22, 2011
Calvert
Cecil
Charles
Harford
Howard

April 12, 2011
Allegany

April 12, 2011
Garrett
Washington

April 19, 2011
Wicomico

MASSACHUSETTS



1 of 15
7%

The statewide cumulative number of convicted criminal aliens administratively arrested or booked into ICE custody.

600

The statewide cumulative number of convicted criminal aliens removed from the U.S.

169

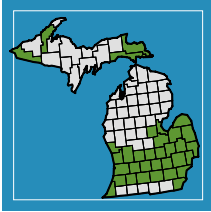
November 5, 2008
Suffolk



ICE

Secure Communities

MICHIGAN



34 of 83
41%

The statewide cumulative number of convicted criminal aliens administratively arrested or booked into ICE custody.

659

The statewide cumulative number of convicted criminal aliens removed from the U.S.

236

October 27, 2009

Wayne

July 7, 2010

Oakland

August 10, 2010

Macomb

September 14, 2010

Kent

March 29, 2011

Genesee

Monroe

Washtenaw

April 12, 2011

Allegan

Barry

Calhoun

Jackson

Kalamazoo

Muskegon

Ottawa

April 26, 2011

Clinton

Eaton

Ingham

Ionia

Livingston

Saint Clair

Shiawassee

June 7, 2011

Berrien

Van Buren

June 21, 2011

Bay

Lapeer

Midland

Saginaw

July 12, 2011

Huron

Sanilac

Tuscola

August 2, 2011

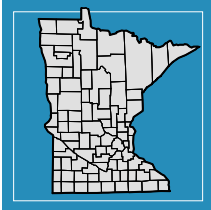
Chippewa

Gogebic

Houghton

Mackinac

MINNESOTA



0 of 87
0%

The statewide cumulative number of convicted criminal aliens administratively arrested or booked into ICE custody.

0

The statewide cumulative number of convicted criminal aliens removed from the U.S.

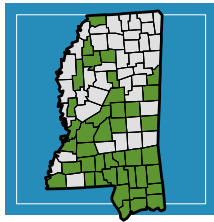
0



ICE

Secure Communities

MISSISSIPPI



41 of 82
50%

The statewide cumulative number of convicted criminal aliens administratively arrested or booked into ICE custody.

86

The statewide cumulative number of convicted criminal aliens removed from the U.S.

47

July 20, 2010

Warren

August 10, 2010

Harrison

Lowndes

Rankin

September 28, 2010

DeSoto

December 21, 2010

Forrest

Hancock

Jackson

Jones

Pearl River

July 26, 2011

Attala

Claiborne

Copiah

Covington

July 26, 2011

Franklin

George

Greene

Hinds

Jefferson Davis

Lamar

Lauderdale

Lawrence

Leake

Lincoln

Madison

Marion

Montgomery

Neshoba

Noxubee

Perry

Pike

Quitman

Scott

Sharkey

July 26, 2011

Stone

Sunflower

Tallahatchie

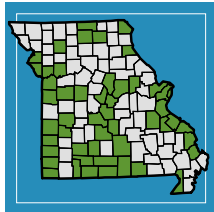
Walthall

Wayne

Wilkinson

Yalobusha

MISSOURI



51 of 115
44%

The statewide cumulative number of convicted criminal aliens administratively arrested or booked into ICE custody.

152

The statewide cumulative number of convicted criminal aliens removed from the U.S.

48

September 21, 2010

St. Louis City

St. Louis County

November 16, 2010

Clay

Jackson

Platte

January 4, 2011

Pettis

Adair

Buchanan

Clark

Montgomery

January 25, 2011

Perry

Scott

February 8, 2011

Boone

Cape Girardeau

Cass

Cole

February 8, 2011

Dunklin

Jasper

Marion

Saint Charles

March 15, 2011

Christian

Stone

Taney

March 29, 2011

Camden

Greene

McDonald

Newton

April 5, 2011

Webster

April 19, 2011

Douglas

Howell

Laclede

Oregon

April 19, 2011

Ozark

Pulaski

Texas

April 26, 2011

Daviess

May 10, 2011

Barton

Cedar

Putnam

Saint Clair

Sullivan

Vernon

June 1, 2011

Ray

July 6, 2011

Callaway

Jefferson

Johnson

July 19, 2011

Miller

Moniteau

Saint Francois

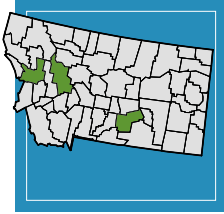
August 2, 2011

Sainte Genevieve

Washington



MONTANA



3 of 56
5%

The statewide cumulative number of convicted criminal aliens administratively arrested or booked into ICE custody.

7

The statewide cumulative number of convicted criminal aliens removed from the U.S.

2

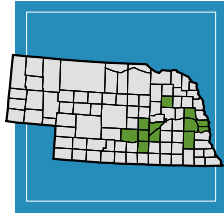
July 27, 2010

Lewis and Clark
Missoula

August 10, 2010

Yellowstone

NEBRASKA



12 of 93
13%

The statewide cumulative number of convicted criminal aliens administratively arrested or booked into ICE custody.

275

The statewide cumulative number of convicted criminal aliens removed from the U.S.

90

August 17, 2010

Douglas
Lancaster

November 2, 2010

Adams
Hall
Hamilton

Howard

Madison

Merrick

November 16, 2010

Buffalo

December 14, 2010

Sarpy

February 23, 2011

Dodge

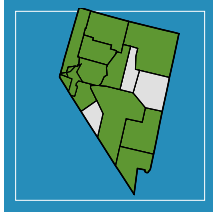
May 3, 2011

Saunders



ICE | Secure Communities

NEVADA



14 of 17
82%

The statewide cumulative number of convicted criminal aliens administratively arrested or booked into ICE custody.

785

The statewide cumulative number of convicted criminal aliens removed from the U.S.

341

July 13, 2010
Washoe

October 19, 2010
Churchill

March 8, 2011
Pershing

July 27, 2010
Clark

November 23, 2010
Lincoln
Nye

April 19, 2011
Humboldt

October 5, 2010
Carson City

January 11, 2011
Storey

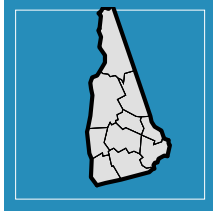
May 24, 2011
Elko

October 13, 2010
Douglas
Lyon

February 15, 2011
Mineral

June 1, 2011
Lander

NEW HAMPSHIRE



0 of 10
0%

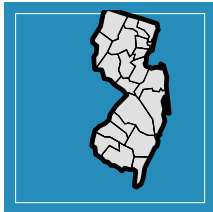
The statewide cumulative number of convicted criminal aliens administratively arrested or booked into ICE custody.

0

The statewide cumulative number of convicted criminal aliens removed from the U.S.

0

NEW JERSEY



0 of 21
0%

The statewide cumulative number of convicted criminal aliens administratively arrested or booked into ICE custody.

0

The statewide cumulative number of convicted criminal aliens removed from the U.S.

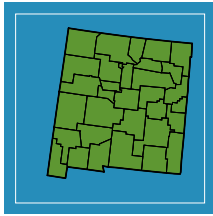
0



ICE

Secure Communities

NEW MEXICO



33 of 33
100%

The statewide cumulative number of convicted criminal aliens administratively arrested or booked into ICE custody.

687

The statewide cumulative number of convicted criminal aliens removed from the U.S.

367

June 24, 2009

Dona Ana

July 14, 2009

Grant

Hidalgo

Luna

September 29, 2009

Bernalillo

November 9, 2010

Catron

Chaves

Cibola

Curry

November 9, 2010

Eddy

Lea

McKinley

Mora

Otero

Sandoval

November 9, 2010

Sierra

Socorro

Torrance

Valencia

December 7, 2010

Colfax

DeBaca

Guadalupe

Harding

Lincoln

Los Alamos

Quay

Rio Arriba

Roosevelt

San Juan

San Miguel

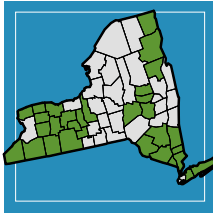
Taos

Union

February 8, 2011

Santa Fe

NEW YORK



31 of 62
50%

The statewide cumulative number of convicted criminal aliens administratively arrested or booked into ICE custody.

237

The statewide cumulative number of convicted criminal aliens removed from the U.S.

23

January 11, 2011

Putnam

Rockland

February 8, 2011

Dutchess

Genesee

Nassau

Orleans

Sullivan

Ulster

February 23, 2011

Orange

Suffolk

Westchester

March 15, 2011

Monroe

Schuyler

Wyoming

April 12, 2011

Chautauqua

Niagara

April 19, 2011

Livingston

Ontario

Otsego

Seneca

Steuben

Yates

April 26, 2011

Cayuga

Fulton

May 10, 2011

Allegany

Clinton

Warren

June 1, 2011

Cattaraugus

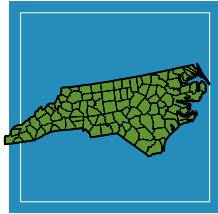
Essex

Montgomery

Schoharie



NORTH CAROLINA



100 of 100
100%

The statewide cumulative number of convicted criminal aliens administratively arrested or booked into ICE custody.

3,658

The statewide cumulative number of convicted criminal aliens removed from the U.S.

2,288

November 12, 2008

Wake

November 17, 2008

Buncombe
Gaston
Henderson

January 6, 2009

Duplin
New Hanover

January 13, 2009

Orange

January 21, 2009

Harnett

January 28, 2009

Cabarrus
Catawba

February 3, 2009

Cumberland

February 10, 2009

Durham

October 27, 2009

Mecklenburg

March 30, 2010

Brunswick
Columbus
Dare
Halifax
Jackson
Lee
Transylvania
Union

July 13, 2010

Cherokee
Clay
Graham
Haywood
Macon
Madison
Swain
Yancey

August 10, 2010

Burke
Caldwell
Cleveland
Davidson
Forsyth
Iredell
Lincoln

August 10, 2010

McDowell
Polk
Rutherford

September 8, 2010

Alamance
Bladen
Chatham
Edgecombe
Granville
Hoke
Johnston
Moore
Nash

October 13, 2010

Alexander
Alleghany
Ashe
Avery
Mitchell
Rockingham
Stokes
Surry
Watauga
Wilkes
Yadkin

November 16, 2010

Anson
Davie
Guilford
Montgomery
Randolph
Richmond
Rowan
Scotland
Stanly

December 14, 2010

Bertie
Caswell
Martin
Pender
Person
Pitt
Sampson
Vance
Wayne

January 19, 2011

Franklin
Greene
Jones
Lenoir
Onslow

January 19, 2011

Robeson
Warren
Wilson

February 15, 2011

Beaufort
Carteret
Craven
Hyde
Pamlico

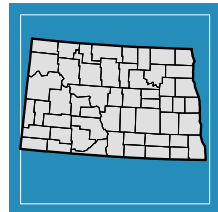
Tyrrell

Washington

March 15, 2011

Camden
Chowan
Currituck
Gates
Hertford
Northampton
Pasquotank
Perquimans

NORTH DAKOTA



0 of 53
0%

The statewide cumulative number of convicted criminal aliens administratively arrested or booked into ICE custody.

0

The statewide cumulative number of convicted criminal aliens removed from the U.S.

0





88 of 88
100%

The statewide cumulative number of convicted criminal aliens administratively arrested or booked into ICE custody.

529

The statewide cumulative number of convicted criminal aliens removed from the U.S.

284

January 19, 2010

Cuyahoga

Franklin

July 13, 2010

Butler

Montgomery

July 20, 2010

Hamilton

August 24, 2010

Summit

November 9, 2010

Clark

Warren

December 28, 2010

Champaign

Logan

Madison

Muskingum

Union

January 4, 2011

Licking

January 19, 2011

Athens

February 1, 2011

Ashtabula

Jefferson

February 8, 2011

Coshocton

Fairfield

Fayette

Guernsey

Hocking

Lake

February 23, 2011

Belmont

Monroe

Morgan

Morrow

February 23, 2011

Noble

Perry

Vinton

Washington

March 1, 2011

Delaware

Geauga

Harrison

Knox

Pickaway

Portage

Trumbull

March 22, 2011

Lorain

March 29, 2011

Allen

Ashland

Hancock

Hardin

March 29, 2011

Huron

Marion

Ottawa

Paulding

Sandusky

Seneca

Williams

Wood

Wyandot

April 5, 2011

Clinton

Gallia

Highland

Jackson

April 12, 2011

Crawford

Miami

Shelby

Wayne

April 19, 2011

Adams

Darke

Greene

Lawrence

Meigs

Pike

Preble

Scioto

April 26, 2011

Brown

Clermont

Henry

Lucas

Putnam

Ross

Van Wert

May 10, 2011

Stark

Tuscarawas

June 21, 2011

Auglaize

Carroll

Columbiana

Erie

Holmes

Medina

Mercer

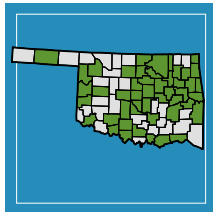
July 12, 2011

Defiance

Fulton

Mahoning

Richland



48 of 77
62%

The statewide cumulative number of convicted criminal aliens administratively arrested or booked into ICE custody.

717

The statewide cumulative number of convicted criminal aliens removed from the U.S.

515

November 3, 2009

Oklahoma

Tulsa

November 30, 2010

Canadian

Cleveland

Garfield

Grady

Lincoln

Logan

McClain

Pottawatomie

December 7, 2010

Bryan

Carter

Cherokee

Comanche

Creek

December 7, 2010

Kay

Osage

Payne

Pontotoc

Stephens

December 14, 2010

McIntosh

Muskogee

Okfuskee

Okmulgee

Pawnee

Pittsburg

Rogers

Sequoyah

Wagoner

Washington

May 3, 2011

Beckham

May 3, 2011

Custer

Ellis

Jackson

Roger Mills

Texas

Woodward

May 17, 2011

Choctaw

Cotton

Haskell

Jefferson

Le Flore

Marshall

May 24, 2011

Adair

Delaware

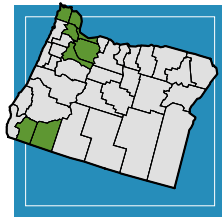
Mayes

Noble

May 24, 2011

Ottawa

OREGON



8 of 36
22%

The statewide cumulative number of convicted criminal aliens administratively arrested or booked into ICE custody.

989

The statewide cumulative number of convicted criminal aliens removed from the U.S.

411

April 6, 2010
Clackamas

April 26, 2011
Columbia

May 4, 2010
Marion

May 10, 2011
Clatsop

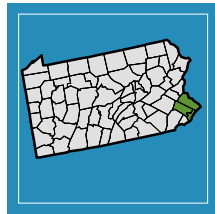
May 18, 2010
Multnomah

June 1, 2011
Jackson

August 31, 2010
Washington

Josephine

PENNSYLVANIA



3 of 67
4%

The statewide cumulative number of convicted criminal aliens administratively arrested or booked into ICE custody.

1,348

The statewide cumulative number of convicted criminal aliens removed from the U.S.

380

December 16, 2008
Bucks
Montgomery

July 21, 2009
Philadelphia

RHODE ISLAND



5 of 5
100%

The statewide cumulative number of convicted criminal aliens administratively arrested or booked into ICE custody.

34

The statewide cumulative number of convicted criminal aliens removed from the U.S.

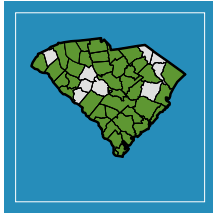
0

March 22, 2011
Bristol
Kent
Newport
Providence
Washington



ICE | Secure Communities

SOUTH CAROLINA



37 of 46
80%

The statewide cumulative number of convicted criminal aliens administratively arrested or booked into ICE custody.

608

The statewide cumulative number of convicted criminal aliens removed from the U.S.

383

September 8, 2010

Charleston
Greenville
Horry

October 13, 2010

Beaufort
Berkeley
Dorchester
York

November 16, 2010

Allendale
Bamberg
Barnwell

December 14, 2010

Colleton
Hampton
Jasper

January 19, 2011

Cherokee
Greenwood
Laurens
Oconee

February 15, 2011

Abbeville
Spartanburg

March 15, 2011

Chester
McCormick
Union

April 12, 2011

Kershaw
Lancaster
Orangeburg
Richland

May 17, 2011

Calhoun
Chesterfield
Sumter

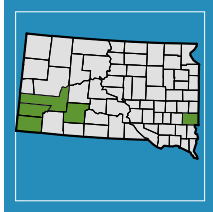
June 14, 2011

Clarendon
Fairfield
Lee

July 19, 2011

Aiken
Anderson
Darlington
Florence
Georgetown

SOUTH DAKOTA



5 of 66
8%

The statewide cumulative number of convicted criminal aliens administratively arrested or booked into ICE custody.

65

The statewide cumulative number of convicted criminal aliens removed from the U.S.

17

June 22, 2010

Minnehaha
Pennington

August 31, 2010

Custer
Fall River/Shannon
Jackson



ICE

Secure Communities



21 of 95
22%

The statewide cumulative number of convicted criminal aliens administratively arrested or booked into ICE custody.

827

The statewide cumulative number of convicted criminal aliens removed from the U.S.

497

June 17, 2010

Knox

June 22, 2010

Hamilton

Shelby

August 10, 2010

Davidson

December 28, 2010

Anderson

Bedford

Blount

Bradley

Carter

Coffee

Greene

Hamblen

Jefferson

Madison

McMinn

Obion

Roane

Sevier

Sullivan

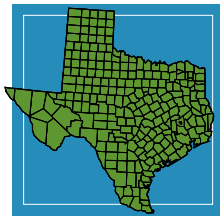
Warren

Washington



ICE

Secure Communities



260 of 260
100%

The statewide cumulative number of convicted criminal aliens administratively arrested or booked into ICE custody.

33,346

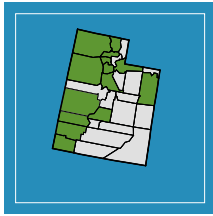
The statewide cumulative number of convicted criminal aliens removed from the U.S.

22,740

October 27, 2008 Harris	June 10, 2009 Hidalgo Kenedy	June 8, 2010 Atascosa Bandera Burnet Duval Edwards Frio Gillespie Gonzales Guadalupe Hays Jim Hogg Karnes Kendall Kimble La Salle McMullen Medina Wilson	June 29, 2010 Limestone Somervell	July 20, 2010 Refugio San Augustine Shelby Tyler	August 17, 2010 Borden Gaines Mitchell Scurry Sterling	September 21, 2010 Terry Yoakum
November 12, 2008 Dallas/Dallas County Jail	June 15, 2009 Willacy	June 17, 2010 El Paso Presidio Terrell	July 7, 2010 Anderson Andrews Bowie Camp Cass Cherokee Crane Delta Ector Fannin Franklin Gregg Harrison Henderson Hopkins Lamar Loving Marion Martin Midland Morris Panola Rains Red River Reeves Rusk Smith Titus Upshur Upton Van Zandt Ward Winkler Wood	July 27, 2010 Cameron	August 24, 2010 Coke Concho Crockett Dawson Glasscock Howard Irion Menard Reagan Schleicher Sutton Tom Green	September 28, 2010 Armstrong Bailey Carson Castro Childress Collingsworth Dallam Deaf Smith Donley Gray Hale Hall Hansford Hartley Hutchinson Lamb Lipscomb Moore Ochiltree Oldham Parmer Roberts Sherman Swisher Wheeler
December 9, 2008 Maverick Val Verde	June 16, 2009 Bexar Dimmit Travis Webb Zapata	June 19, 2009 Nueces	June 15, 2010 Aransas Bee Calhoun Fayette Jackson Lavaca Live Oak Matagorda San Patricio Victoria Wharton	August 3, 2010 Cooke	August 31, 2010 Stonewall Wilbarger	
December 16, 2008 Kinney Real	June 17, 2009 El Paso Presidio Terrell	June 24, 2009 Brewster Jeff Davis Pecos	June 22, 2010 Bastrop Blanco Caldwell Llano Mason McCulloch San Saba	August 3, 2010 Ellis Hood Jack Montague Navarro Parker Rockwall Sabine Wise	September 14, 2010 Austin Brazos Burleson Grimes Houston Lee Leon Madison Milam Robertson San Jacinto Trinity Walker Waller Washington	
January 13, 2009 Dallas and Kaufman/ Mesquite PD	June 19, 2009 Nueces	August 18, 2009 Tarrant	June 29, 2010 Bosque Comal Coryell Falls Freestone Hamilton Hill Kerr Lampasas	August 10, 2010 Archer Baylor Brown Callahan Clay Coleman Comanche Eastland Erath Fisher Foard Hardeman Haskell Jones Kent King Knox Mills Palo Pinto Runnels Shackelford Stephens Taylor Throckmorton Wichita Young	September 21, 2010 Briscoe Cochran Cottle Crosby Dickens Floyd Garza Hockley Lynn Motley Nolan	
January 21, 2009 Collin Dallas and Collin/ Richardson PD Uvalde	June 24, 2009 Brewster Jeff Davis Pecos	September 16, 2009 Brazoria Fort Bend Montgomery		September 21, 2010 Cameron		
January 28, 2009 Denton Zavala	July 14, 2009 Culberson Hudspeth	September 22, 2009 Galveston		September 21, 2010 Briscoe Cochran Cottle Crosby Dickens Floyd Garza Hockley Lynn Motley Nolan		
February 3, 2009 Hunt	August 18, 2009 Tarrant	September 29, 2009 Jefferson				
February 9, 2009 Grayson	September 16, 2009 Brazoria Fort Bend Montgomery	January 26, 2010 McLennan Williamson				
February 10, 2009 Dallas, Collin, Denton/ Carrollton PD Johnson	September 22, 2009 Galveston	May 4, 2010 Hemphill Lubbock Potter Randall				
February 18, 2009 Dallas/Farmers Branch PD	September 29, 2009 Jefferson	May 18, 2009 Texas Dept. of Criminal Justice				
February 24, 2009 Dallas/Irving PD Kaufman	January 26, 2010 McLennan Williamson	June 9, 2009 Brooks Jim Wells Kleberg Starr				



UTAH



14 of 29
48%

The statewide cumulative number of convicted criminal aliens administratively arrested or booked into ICE custody.

1,332

The statewide cumulative number of convicted criminal aliens removed from the U.S.

726

March 23, 2010

Salt Lake

March 30, 2010

Davis

Utah

April 20, 2010

Box Elder

April 27, 2010

Weber

May 18, 2010

Cache

June 8, 2010

Beaver

Sevier

Washington

July 27, 2010

Iron

Millard

March 15, 2011

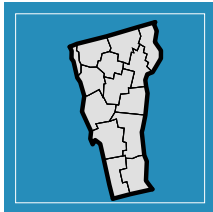
Summit

Tooele

May 24, 2011

Uintah

VERMONT



0 of 14
0%

The statewide cumulative number of convicted criminal aliens administratively arrested or booked into ICE custody.

0

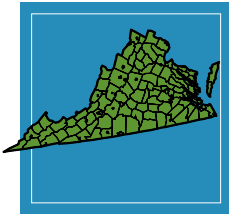
The statewide cumulative number of convicted criminal aliens removed from the U.S.

0



ICE | Secure Communities

VIRGINIA



129 of 129
100%

The statewide cumulative number of convicted criminal aliens administratively arrested or booked into ICE custody.

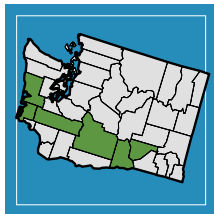
4,211

The statewide cumulative number of convicted criminal aliens removed from the U.S.

1,534

March 9, 2009 Fairfax/Fairfax City	May 18, 2010 Brunswick Caroline Colonial Heights City Dinwiddie Greensville/ Emporia City	June 2, 2010 Northumberland Powhatan Surry Sussex Westmoreland	June 8, 2010 Orange Page Portsmouth City Rockingham Shenandoah Southampton Spotsylvania Staunton City Suffolk City Warren Waynesboro City Williamsburg City Winchester City York/Poquoson City	June 15, 2010 Charlotte Covington City Craig Danville City Dickenson Floyd Franklin City Galax City Giles Grayson Halifax/South Boston City Henry Lee Lexington City Lynchburg City Martinsville City Montgomery Norton City Patrick Pittsylvania Pulaski Radford City Roanoke Roanoke City Rockbridge Russell Salem City Scott Smyth	June 15, 2010 Tazewell Washington Wise Wythe
September 29, 2009 Prince William/ Manassas City/ Manassas Park City	March 30, 2010 Alexandria City Fauquier Loudoun	June 8, 2010 Accomack Albemarle Augusta Charlottesville City Chesapeake City Clarke Culpeper Fluvanna Franklin Frederick Fredericksburg City Gloucester Greene Hampton City Harrisonburg City Highland Isle of Wight James City King George Louisa Madison Nelson Northampton	June 15, 2010 Alleghany/Clifton Forge City Amherst Appomattox Bath Bedford Bedford City Bland Botetourt Bristol City Buchanan Buena Vista City Campbell Carroll		
April 1, 2010 Arlington	April 13, 2010 Rappahannock	June 2, 2010 Amelia Buckingham Charles City Cumberland Essex Goochland King and Queen King William Lancaster Lunenburg Mathews Mecklenburg Middlesex New Kent			
April 20, 2010 Henrico	April 20, 2010 Norfolk City Richmond City Virginia Beach City				
May 11, 2010 Chesterfield Hanover Newport News City Petersburg City Stafford					

WASHINGTON



6 of 39
15%

The statewide cumulative number of convicted criminal aliens administratively arrested or booked into ICE custody.

0

The statewide cumulative number of convicted criminal aliens removed from the U.S.

0

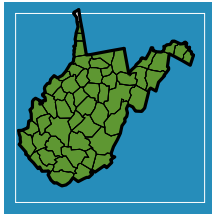
June 21, 2011 Yakima
July 12, 2011 Franklin Lewis
July 19, 2011 Benton Grays Harbor Pacific



ICE

Secure Communities

WEST VIRGINIA



54 of 54
100%

The statewide cumulative number of convicted criminal aliens administratively arrested or booked into ICE custody.

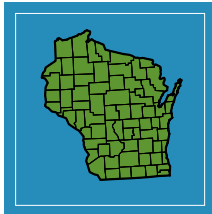
5

The statewide cumulative number of convicted criminal aliens removed from the U.S.

1

October 26, 2010	October 26, 2010	October 26, 2010	October 26, 2010	October 26, 2010	October 26, 2010
Barbour	Grant	Lincoln	Monroe	Randolph	Wetzel
Berkeley	Greenbrier	Logan	Morgan	Ritchie	Wirt
Boone	Hampshire	Marion	Nicholas	Roane	Wood
Braxton	Hancock	Marshall	Ohio	Summers	Wyoming
Brooke	Hardy	Mason	Pendleton	Taylor	
Cabell	Harrison/Doddridge	McDowell	Pleasants	Tucker	
Calhoun	Jackson	Mercer	Pocahontas	Tyler	
Clay	Jefferson	Mineral	Preston	Upshur	
Fayette	Kanawha	Mingo	Putnam	Wayne	
Gilmer	Lewis	Monongalia	Raleigh	Webster	

WISCONSIN



72 of 72
100%

The statewide cumulative number of convicted criminal aliens administratively arrested or booked into ICE custody.

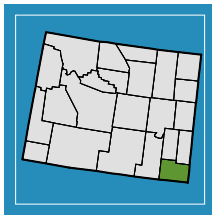
112

The statewide cumulative number of convicted criminal aliens removed from the U.S.

38

January 11, 2011	January 11, 2011	January 11, 2011	January 11, 2011	January 11, 2011	January 11, 2011
Adams	Dane	Iowa	Marathon	Polk	Taylor
Ashland	Dodge	Iron	Marinette	Portage	Trempealeau
Barron	Door	Jackson	Marquette	Price	Vernon
Bayfield	Douglas	Jefferson	Menominee	Racine	Vilas
Brown	Dunn	Juneau	Milwaukee	Richland	Walworth
Buffalo	Eau Claire	Kenosha	Monroe	Rock	Washburn
Burnett	Florence	Kewaunee	Oconto	Rusk	Washington
Calumet	Fond du Lac	La Crosse	Oneida	Saint Croix	Waukesha
Chippewa	Forest	Lafayette	Outagamie	Sauk	Waupaca
Clark	Grant	Langlade	Ozaukee	Sawyer	Waushara
Columbia	Green	Lincoln	Pepin	Shawano	Winnebago
Crawford	Green Lake	Manitowoc	Pierce	Sheboygan	Wood

WYOMING



1 of 23
4%

The statewide cumulative number of convicted criminal aliens administratively arrested or booked into ICE custody.

73

The statewide cumulative number of convicted criminal aliens removed from the U.S.

21

January 19, 2011
Laramie



ICE

Secure Communities

AMERICAN SAMOA



0 of 1
0%

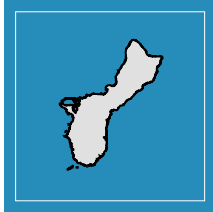
The cumulative number of convicted criminal aliens administratively arrested or booked into ICE custody throughout this territory.

0

The cumulative number of convicted criminal aliens removed from the U.S. from this territory.

0

GUAM



0 of 1
0%

The cumulative number of convicted criminal aliens administratively arrested or booked into ICE custody throughout this territory.

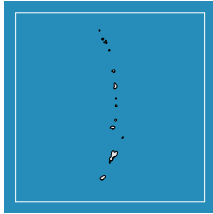
0

The cumulative number of convicted criminal aliens removed from the U.S. from this territory.

0



N. MARIANA



0 of 1
0%

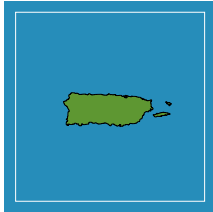
The cumulative number of convicted criminal aliens administratively arrested or booked into ICE custody throughout this territory.

0

The cumulative number of convicted criminal aliens removed from the U.S. from this territory.

0

PUERTO RICO



37 of 37
100%

The cumulative number of convicted criminal aliens administratively arrested or booked into ICE custody throughout this territory.

0

The cumulative number of convicted criminal aliens removed from the U.S. from this territory.

0

June 7, 2011

- Aguadilla
- Aibonito
- Arecibo
- Barceloneta
- Barranquitas
- Bayamon
- Cabo Rojo
- Caguas
- Camuy
- Carolina

June 7, 2011

- Catano
- Cayey
- Ceiba
- Cidra
- Corozal
- Fajardo
- Guayama
- Guaynabo
- Gurabo
- Humacao

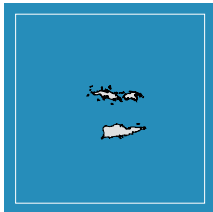
June 7, 2011

- Jayuya
- Juncos
- Lajas
- Luquillo
- Mayaguez
- Moca
- Orocovis
- Ponce
- Rincon
- Rio Grande

June 7, 2011

- San Juan
- San Lorenzo
- San Sebastian
- Toa Alta
- Trujillo Alto
- Utua
- Villalba

U.S. VIRGIN ISLANDS



0 of 1
0%

The cumulative number of convicted criminal aliens administratively arrested or booked into ICE custody throughout this territory.

0

The cumulative number of convicted criminal aliens removed from the U.S. from this territory.

0

